





**NAPA COUNTY**  
AGRICULTURAL COMMISSIONER  
ALDO DELFINO  
1436 POLK STREET • NAPA, CALIFORNIA 94558



**NAPA COUNTY  
AGRICULTURAL  
CROP REPORT**

**1979**

SUMMARY OF NAPA COUNTY  
CROP AND LIVESTOCK PRODUCTION VALUES



NAPA COUNTY  
1979  
AGRICULTURAL CROP REPORT

FRUIT AND NUT CROPS	1979	\$ 41,153,200
	1978	39,874,500
FIELD CROPS	1979	1,093,000
	1978	983,500
VEGETABLE CROPS	1979	156,000
	1978	55,000
FLORAL & NURSERY CROPS	1979	3,436,000
	1978	1,984,000
LIVESTOCK & POULTRY	1979	3,629,000
	1978	3,138,000
LIVESTOCK & POULTRY PRODUCTS	1979	7,283,500
	1978	6,765,200
GRAND TOTAL	1979	\$ 56,750,700
	1978	52,800,200

Note: The values in this report represent estimated gross value regardless of utilization. No attempt is made to reflect net income to the producer or cost of production.

NAPA COUNTY BOARD OF SUPERVISORS  
Sam Chapman, Chairman

Dowell E. Martz                      Harold Moskowitz  
John Tuteur                              Eugene M. Norris

NAPA COUNTY DEPARTMENT OF AGRICULTURE

Aldo Delfino                              Agricultural Commissioner  
Steve Bardessono                      Chief Deputy Agricultural Commissioner  
Henry Stabo                              Deputy Agricultural Commissioner  
Byron Eaton                              Agricultural Biologist  
Otto Dannenberg                      Agricultural Biologist  
David Massey                              Agricultural Biologist  
Gilbert Thorp                              Agricultural Biologist  
Michael Foskett                              Agricultural Biologist  
Frances Goodwin                      Departmental Secretary  
Zola Loomis                              Typist-Clerk

BLACK WINE GRAPES --- 1979

VARIETY	BEARING ACRES	NOV-BEARING	TOTAL ACRES	TONS	PRICE PER TON
Alicante Rouschet	24	0	24	*	\$ *
Barbera	9	0	9	35.8	247.41
Caternet Franc	34	26	110	110.2	848.23
Cabernet Sauvignon	5,152	195	5,347	15,681.0	538.33
Carignane	258	0	258	1,165.7	266.42
Charbone	60	0	60	148.9	455.61
Early Burgundy	121	0	121	319.2	357.36
Gamay (Napa)	1,202	4	1,206	4,646.7	427.38
Gamay Beaujolais	367	8	575	1,308.5	364.53
Grand Noir	46	0	46	46.4	230.45
Grenache	30	0	30	149.2	318.64
Grignolino	36	0	36	91.9	261.40
Malbec	20	0	20	*	*
Mataro	7	0	7	25.3	279.61
Merlot	760	17	777	2,071.4	545.86
Petite Sirah	871	35	906	2,667.0	485.82
Pinot noir	2,496	7	2,503	9,126.2	459.27
Pinot St. George	95	0	95	291.5	400.44
Refosco / Mondeuse	142	0	142	343.7	327.00
Ruby Cabernet	31	0	31	86.3	339.58
Salvador	10	0	10	*	*
Tannat	7	0	7	*	*
Zinfandel	1,884	241	2,125	5,201.9	527.22
Other Blacks	8	6	14	249.6	*
<b>TOTAL BLACKS</b>	<b>13,920</b>	<b>539</b>	<b>14,459</b>	<b>43,767.4</b>	<b>\$ 482.32</b>

FRUIT AND NUT CROPS --- 1978 - 1979



CROP	YEAR	ACRES	YIELD /		UNIT	PRICE PER UNIT	TOTAL VALUE
			ACRE	TOTAL			
GRAPES, WINE BLACK	1979	13,920	3.14	43,767.4	TON	\$482.32	\$ 21,110,000
	1978	14,183	3.31	46,903.5	"	491.00	23,028,000
WHITE	1979	8,536	3.41	29,094.7	"	667.99	19,435,000
	1978	8,363	3.10	25,934.2	"	619.50	16,067,000
TOTAL WINE GRAPES	1979	22,456	3.24	72,862.1	"	556.46	40,545,000
	1978	22,546	3.23	72,837.7	"	536.70	39,095,000
PRUNES	1979	88	0.61	54.0	"	800.00	43,200
	1978	88	1.74	153.0	"	650.00	99,500
WALNUTS	1979	932	0.48	443.0	"	923.25	409,000
	1978	932	0.41	382.0	"	1,309.00	500,000
MISC. FRUITS & NUTS	1979				(Apples, Cherries, Bushberries, Black Walnuts, Etc.)		156,000
	1978						180,000
TOTALS	1979						\$ 41,153,200
	1978						39,874,500

VEGETABLE CROPS --- 1978 - 1979



CROP	YEAR	TOTAL VALUE
ALL VEGETABLES	1979	\$ 156,000
	1978	55,000

FIELD CROPS --- 1978 - 1979

CROP	YEAR	ACRES	YIELD /		TOTAL UNIT	PRICE PER UNIT	TOTAL VALUE
			ACRE	TON			
SMALL GRAINS	1979	700					\$ 60,000
	1978	500	(Barley, Oats, and Wheat)				29,500
HAY	1979	3,200	2.00	6,400	TON	\$ 48.00	307,000
	1978	4,400	2.00	8,800	"	27.50	242,000
PASTURE IRRIGATED	1979	425			ACRE	80.00	34,000
	1978	425			"	80.00	34,000
RANGE	1979	120,000			"	5.25	630,000
	1978	120,000			"	5.25	630,000
MISC. FIELD CROPS	1979						62,000
	1978						48,000
TOTALS	1979						\$ 1,093,000
	1978						983,500

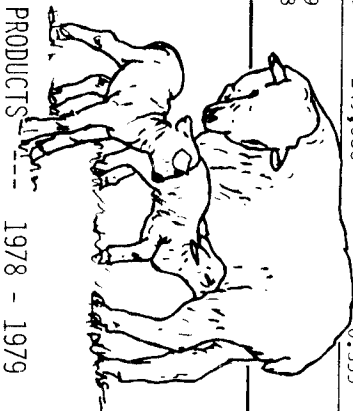


FLORAL AND NURSERY CROPS --- 1978 - 1979

ITEM	YEAR	PRODUCTION	UNIT	PRICE		TOTAL VALUE
				PER UNIT	PER UNIT	
FLORAL & NURSERY PRODUCTION	1979					\$ 1,502,000
	1978					1,051,000
GRAPEVINE NURSERY STOCK	1979					1,790,000
	1978					816,000
CHRISTMAS TREES	1979	9,700	TREES	\$ 14.88		144,000
	1978	9,050	"	12.95		117,000
TOTALS	1979					\$ 3,436,000
	1978					1,984,000

LIVESTOCK AND POULTRY --- 1978 - 1979

ITEM	YEAR	PRODUCTION	UNIT	PRICE		TOTAL VALUE
				PER UNIT	PER UNIT	
CATTLE & CALVES	1979	47,500	CWT	\$		\$ 3,200,000
	1978	56,000	"			2,688,000
SHEEP & LAMBS	1979	1,300	"	66.60		87,000
	1978	1,700	"	60.80		103,000
HOGS	1979	4,200	"	45.90		193,000
	1978	4,800	"	48.30		231,000
HENS	1979	282,700	POUNDS	0.104		29,500
	1978	322,000	"	0.080		25,000
TURKEYS	1979	380,300	"	0.315		119,500
	1978	249,600	"	0.355		91,000
TOTALS	1979					\$ 3,629,000
	1978					3,138,000



LIVESTOCK AND POULTRY PRODUCTS --- 1978 - 1979

ITEM	YEAR	PRODUCTION	UNIT	PRICE		TOTAL VALUE
				PER UNIT	PER UNIT	
MARKET MILK	1979	274,000	CWT	\$ 11.49		\$ 3,148,000
	1978	272,000	"	10.35		2,815,000
EGGS, CHICKEN	1979	5,453,500	DOZEN	0.53		2,880,000
	1978	5,595,000	"	0.51		2,876,000
WOOL	1979	4,750	POUNDS	1.15		5,500
	1978	4,300	"	0.75		3,200
MISC. PRODUCTS	1979					(Includes Fertilizer, Rabbits, Hatching Eggs, Fryers, Etc.)
	1978					1,250,000
TOTALS	1979					\$ 7,283,500
	1978					6,765,200



# NAPA COUNTY

## DEPARTMENT OF AGRICULTURE

A. DOG DELFINO  
AGRICULTURAL COMMISSIONER

1436 DOLK STREET • NAPA, CALIFORNIA 94555  
AREA CODE 707 251-4357

April 1, 1980

Richard E. Rominger, Director  
California Department of Food and Agriculture  
and  
The Honorable Board of Supervisors  
of Napa County

Gentlemen:

It is with pleasure that I submit the 1979 Agricultural Crop Report as required by Section 2279 of the California Food and Agriculture Code, and announce that 1979 was another record breaking year in gross agricultural income, \$56,750,700, compared to \$52,800,200 in 1978. Until now, 1978 was the record year in gross agricultural value for Napa County.

I wish to emphasize the point that these are gross figures. Net income in many instances may be below previous years due to inflationary costs of operation.

Gross value of wine grapes indicates a \$1,500,000 increase due to increased production and price of white wine grapes. Production and price of some black varieties were down. Incomplete weather as harvest neared the end, caused some of the late maturing black grapes to drop in sugar with a corresponding drop in unit value.

Cattle production was down but indicated an increase in gross income. Market milk also shows an increase in value.

Grapevine nursery production and gross income doubled in 1979. Ornamental nursery production and value showed a 50% increase. These figures indicate that Napa County is an ideal area for plant nursery production. Napa County continues to experience an increase in specialty crops, including mushrooms, berries, kiwi, and hatching eggs, and substantial gains in these industries should become evident in future years.

I wish to express my sincere appreciation to all individuals who cooperated with the preparation of this report.

Sincerely,

Aldo Delfino  
Agricultural Commissioner

AD/z1

### WHITE WINE GRAPES --- 1979

VARIETY	BEARING ACRES	NON- BEARING	TOTAL ACRES	TONS	PRICE PER TON
Burger	143	0	143	723.6	\$ 293.60
Chardonnay	2,698	480	3,178	6,797.8	977.53
Chenin blanc	1,529	286	1,815	6,422.8	570.03
Flora	92	1	93	387.8	403.34
Folle blanche	55	0	55	76.2	350.00
French Colombar	464	6	470	2,203.9	370.78
Gewurztraminer	347	78	425	1,370.2	745.70
Gray Riesling	310	10	320	1,387.8	557.95
Green Hungarian	70	0	70	314.6	446.13
Malvasia bianca	9	0	9	31.4	400.00
Muscad blanc	116	18	134	233.8	708.90
Palomino	76	0	76	225.6	293.36
Pinot blanc	135	44	179	235.6	790.49
Red Veltliner	19	0	19	*	*
St. Emillion (Ugni blanc)	50	0	50	52.0	*
Sauvignon blanc	685	307	992	2,580.2	771.27
Sauvignon vert	156	8	164	643.7	333.04
Semillon	81	2	83	364.7	480.85
Sylvaner	123	11	134	484.2	440.03
White Riesling	1,378	83	1,461	4,401.1	652.93
Other Whites	8	47	55	157.7	*
<b>TOTAL WHITES</b>	<b>8,336</b>	<b>1,381</b>	<b>9,917</b>	<b>29,094.7</b>	<b>667.99</b>

\* Included in Other or Total, Other also includes mixed varieties crushed.