


1436 POLK STREET • NAPA, CALIFORNIA 94559-2596

AGRICULTURAL
COMMISSIONER

NAPA COUNTY



Napa County Agricultural Crop Report

1983

SUMMARY OF NAPA COUNTY
CROP AND LIVESTOCK PRODUCTION VALUES



NAPA COUNTY DEPARTMENT OF AGRICULTURE

STEPHEN J. BARDESSONO
AGRICULTURAL COMMISSIONER

1436 POLK STREET • NAPA, CALIFORNIA 94559
AREA CODE 707/253-4357

April 3, 1984

FRUIT AND NUT CROPS	1983	\$ 64,050,000
	1982	76,943,000
VEGETABLE CROPS	1983	450,000
	1982	425,000
FIELD CROPS	1983	1,287,000
	1982	1,234,000
FLORAL & NURSERY CROPS	1983	1,591,000
	1982	2,709,000
LIVESTOCK & POULTRY	1983	3,011,000
	1982	3,293,000
LIVESTOCK & POULTRY PRODUCTS	1983	2,368,000
	1982	4,289,000
GRAND TOTAL	1983	\$ 72,757,000
	1982	88,893,000

Note: The values in this report represent estimated gross values regardless of utilization. No attempt is made to reflect net income to the producer or cost of production.

Gentlemen:
Clare Berryhill, Director
California Department of Food and Agriculture
and
The Honorable Board of Supervisors of Napa County
William Chew - District 2, Chairman
Robert White - District 1
Mel Varrelman - District 3
Harold Moskowitz - District 4
John Mikolajcik - District 5

In compliance with the provisions of Section 2279 of the California Food and Agriculture Code, I herunder submit this report of the agricultural production for Napa County for calendar year 1983. This report deals with the gross value of production and does not attempt to reflect net farm income nor costs of production and marketing.

The gross value of all commodities produced was \$72,757,000 down \$16,136,000 from 1982. Winegrapes, the County's principal crop decreased \$12,653,000 below the previous year, due to reductions in production and prices paid.

Data used for the preparation of this report has been obtained from producers, processors, government agencies and other individuals. Their cooperation and assistance is sincerely appreciated. In addition, I would also like to extend my appreciation to the members of the staff for their effort in the preparation of this report.

Respectfully submitted,


Stephen J. Bardesson
Agricultural Commissioner

BLACK WINE GRAPEs --- 1983

VARIETY	BEARING ACRES	NON-BEARING ACRES	TOTAL ACRES	TONS	PRICE PER TON
Alicante Bouschet	20	0	20	*	
Barbera	12	0	12	*	
Cabernet franc	164	43	207	426.9	\$ 980.26
Cabernet Sauvignon	5,187	714	5,901	18,446.3	731.89
Carignane	136	3	139	526.5	225.52
Charbono	84	0	84	211.9	487.42
Early Burgundy	49	0	49	114.4	177.97
Gamay (Napa)	962	0	962	3,701.7	312.58
Gamay Beaujolais	414	0	414	684	479.98
Grand noir	26	0	26	*	
Grenache	21	0	21	120.5	150.00
Grignolino	18	0	18	50.9	
Malbec	14	0	14	*	
Mataro	6	0	6	*	
Merlot	702	28	730	2,966.5	812.78
Petite Sirah	808	20	828	2,077.6	482.11
Pinot noir	2,241	89	2,330	8,511.7	737.16
Pinot St. George	62	0	62	120.2	
Refosco / Mondeuse	26	0	26	89.9	
Ruby Cabernet	10	0	10	*	
Syrah/French Syrah/Shiraz	30	0	30	88.3	
Zinfandel	2,018	77	2,095	6,069.3	440.23
Other Blacks	9	9	18	388.1	
TOTAL BLACKS	13,019	983	14,002	44,594.7	\$ 664.57

* Less than 25 tons reported (included in totals).

Price per ton obtained from "FINAL GRAPE CRUSH REPORT 1983 CROP"

FRUIT AND NUT CROPS --- 1982 - 1983

CROP	YEAR	ACRES	YIELD/ACRE	TOTAL UNIT	PRICE PER UNIT	TOTAL VALUE
GRAPES, WINE BLACK	1983	13,019	3.43	44,594.7	TON	
	1982	13,174	3.99	52,555.6	"	
WHITE	1983	12,226	3.64	44,488.9	"	
	1982	10,994	4.20	46,131.5	"	
TOTAL WINE GRAPEs	1983	25,245	3.53	89,083.6	"	\$ 63,604,000
	1982	24,168	4.08	98,687.1	"	76,257,000
WALNUTS	1983	730	0.53	389.9	"	\$ 786.00
	1982	748	0.60	448.5	"	1,147.00
MISC. FRUITS & NUTS	1983				(Apples, Citrus, Bushberries, Black Walnuts, Kiwi, Prunes,...)	139,000
	1982					172,000
TOTALS	1983					\$ 64,050,000
	1982					76,943,000

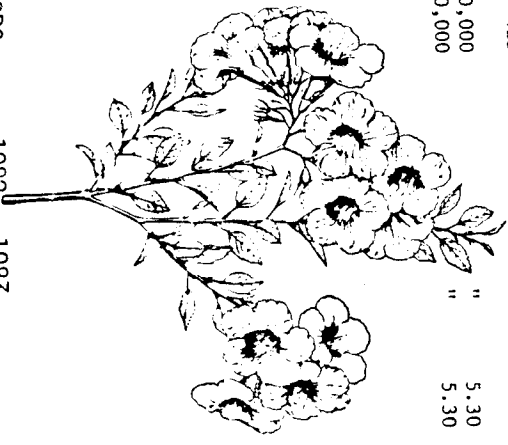
VEGETABLE CROPS --- 1982 - 1983

CROP	YEAR	TOTAL VALUE
ALL VEGETABLES	1983	\$ 450,000
	1982	425,000



FIELD CROPS --- 1982 - 1983

CROP	YEAR	ACRES	YIELD/ ACRE	TOTAL UNIT	PRICE PER UNIT	TOTAL
						VALUE
SMALL GRAINS	1983	700				\$ 85,000
	1982	1,200	(Barley, Oats, and Wheat)			106,000
HAY	1983	3,500	2.35	8,200	\$ 52.00	428,000
	1982	3,000	2.00	6,000	68.00	408,000
PASTURE IRRIGATED	1983	425		ACRE	80.00	34,000
	1982	425		"	80.00	34,000
RANGE	1983	120,000		"	5.30	636,000
	1982	120,000		"	5.30	636,000
MISC. FIELD CROPS	1983					104,000
	1982					50,000
TOTALS	1983					\$ 1,287,000
	1982					1,234,000

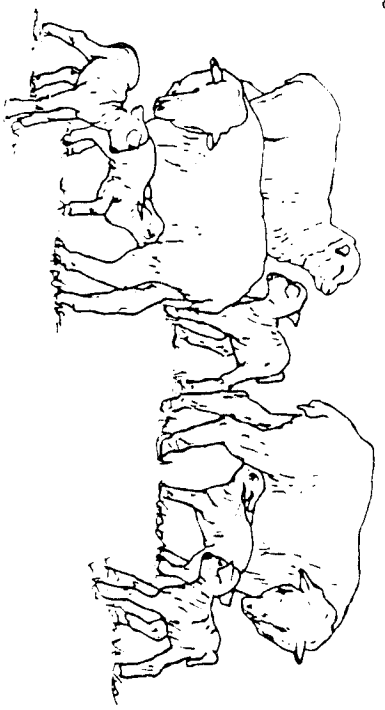


FLORAL AND NURSERY CROPS --- 1982 - 1983

ITEM	YEAR	PRODUCTION	UNIT	PRICE PER UNIT	TOTAL
					VALUE
FLORAL & NURSERY PRODUCTION	1983				\$ 674,000
	1982				969,000
GRAPEVINE NURSERY STOCK	1983				642,000
	1982				1,509,000
CHRISTMAS TREES	1983	12,500	TREES	\$ 21.97	275,000
	1982	12,022	"	19.23	231,000
TOTALS	1983				\$ 1,591,000
	1982				2,709,000

LIVESTOCK AND POULTRY --- 1982 - 1983

ITEM	YEAR	PRODUCTION	UNIT	PRICE PER UNIT	TOTAL
					VALUE
CATTLE & CALVES	1983				\$ 2,705,000
	1982				2,900,000
SHEEP & LAMBS	1983	1,200	CWT	\$ 56.40	68,000
	1982	1,330	"	55.80	74,000
HOGS	1983	3,600	"	51.50	185,000
	1982	4,200	"	58.20	244,000
TURKEYS	1983	116,800	POUNDS	0.45	53,000
	1982	216,500	"	0.35	75,000
TOTALS	1983				\$ 3,011,000
	1982				3,293,000



LIVESTOCK AND POULTRY PRODUCTS --- 1982 - 1983

ITEM	YEAR	PRODUCTION	UNIT	PRICE PER UNIT	TOTAL
					VALUE
MARKET MILK	1983	164,000	CWT	\$ 13.28	\$ 2,178,000
	1982*	221,000	"	13.41	2,964,000
MISC. PRODUCTS (Includes Fertilizer, Rabbits, Wool, Coats, Fryers, Eggs,...)	1983				190,000
	1982				1,325,000
TOTALS	1983				\$ 2,368,000
	1982*				4,289,000

* Values have been adjusted.

NAPA COUNTY
DEPARTMENT OF AGRICULTURE

1983 CROP REPORT

CALIFORNIA DEPARTMENT OF FOOD AND AGRICULTURE
CLARE BERRYHILL, DIRECTOR

- THE NAPA COUNTY BOARD OF SUPERVISORS
 ROBERT WHITE.....DISTRICT 1
 WILLIAM CHEW, CHAIRMAN...DISTRICT 2
 MEL VARELMAN.....DISTRICT 3
 HAROLD MOSKOWITTE.....DISTRICT 4
 JOHN MIKOLAJCIK.....DISTRICT 5

COUNTY ADMINISTRATOR
ALBERT J. HABERGER

PRESENTED BY
 AGRICULTURAL COMMISSIONER
 STEPHEN J. BARDESSONO

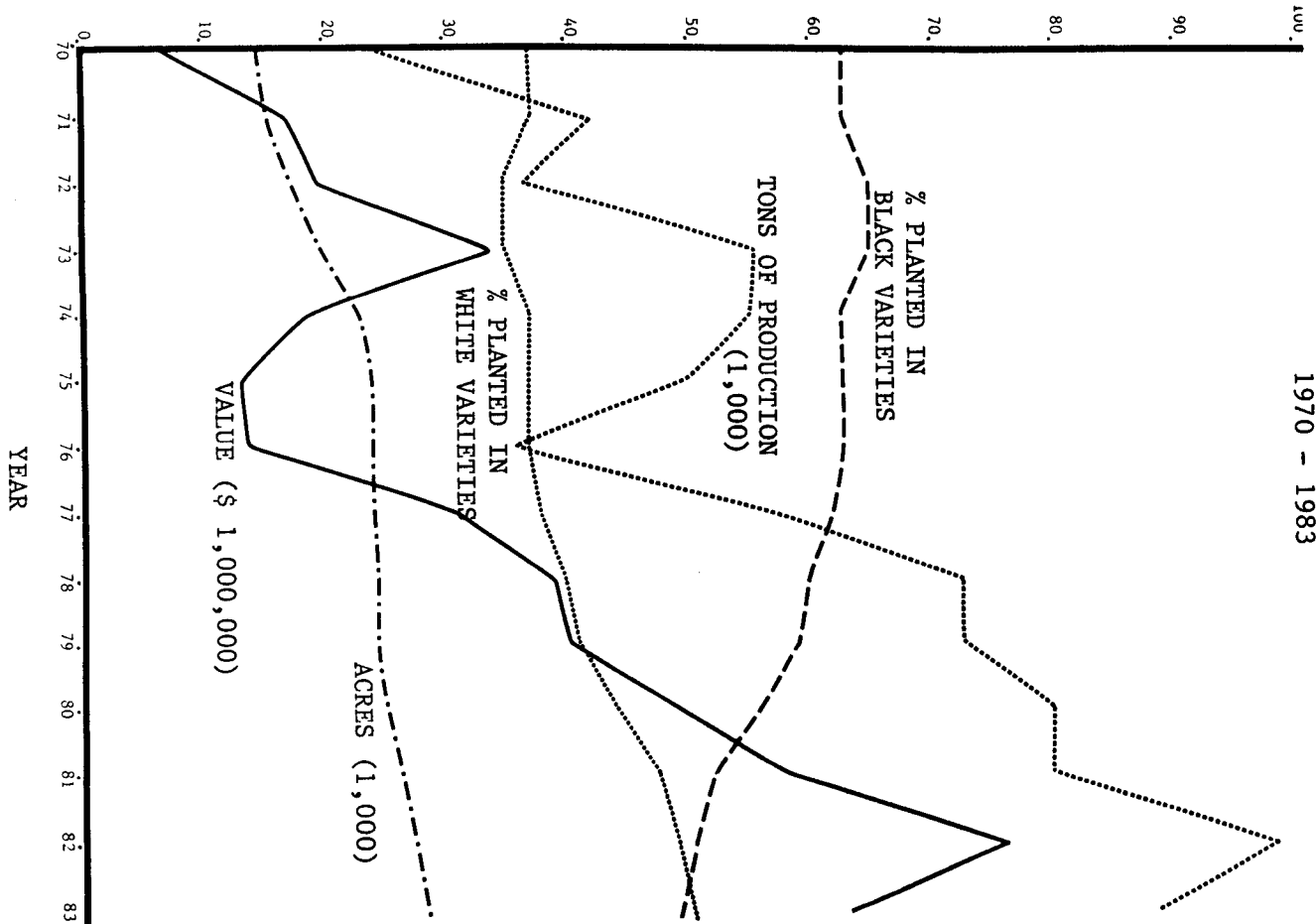
MARY BETTIGA LANCE BINGHAM MIKE DANNENBERG
 BYRON EATON MATE GEORGE MICHELE GODFREY
 FRANCES GOODWIN PEGGY PIERCE JOEL KING
 ZOLA LOOMIS HENRY STABO DAVID WHITMER

WHITE WINE GRAPES --- 1983

VARIETY	BEARING ACRES	NON-BEARING ACRES	TOTAL ACRES	TONS	PRICE PER TON
Burger.....	104	0	104	440.2	\$ 204.46
Chardonnay.....	4,425	1,237	5,662	14,459.9	1,266.90
Chenin blanc.....	2,167	107	2,274	9,554.2	419.75
Flora.....	82	0	82	300.4	737.28
Folle blanche.....	55	0	55	203.8	
French Colombar.....	389	15	404	1,643.0	342.31
Gewurztraminer.....	417	15	432	1,108.9	463.16
Gray Riesling.....	307	0	307	1,081.9	343.01
Green Hungarian.....	56	0	56	180.6	357.39
Malvasia bianca.....	6	0	6	26.9	
Melon.....	31	0	31	72.3	
Muscad of Alexandria.....	5	1	6	*	
Muscad blanc.....	127	0	127	317.1	575.34
Palomino.....	62	0	62	102.1	245.06
Pinot blanc.....	191	30	221	696.6	919.56
Red Veltliner.....	6	0	6	*	
St. Emilion (Ugni blanc).....	45	0	45	69.3	
Sauvignon blanc.....	2,040	693	2,733	8,958.5	797.39
Sauvignon vert.....	93	0	93	291.3	224.13
Semillon.....	153	51	204	848.0	718.05
Sylvaner.....	107	0	107	324.8	284.81
White Riesling.....	1,330	2	1,332	3,646.8	479.07
Other Whites.....	28	0	28	162.3	
TOTAL WHITES	12,226	2,151	14,377	44,488.9	\$ 808.03
TOTAL WINE GRAPES	25,245	3,134	28,379	89,083.6	738.89

GRAPE PLANTINGS AND PRODUCTION

1970 - 1983



COVER:

"The Old Bale Mill" - three miles north of St. Helena on Highway 29, served the Napa Valley as a grist mill from 1846 to 1879. Corn and wheat were the main agricultural crops produced at that time. As wine grapes and other fruits became more profitable than wheat and corn; and as people began using "store bought" flour, the grist mill became an abandoned relic of a vanished way of life.

The Bale Mill has now been restored, and as part of the California State Park System, is open to visitors.

Artist - Susan Fritz