




1436 POLK STREET • NAPA, CALIFORNIA 94559-2586

NAPA COUNTY
DEPARTMENT OF AGRICULTURE
AND
WEIGHTS & MEASURES





NAPA COUNTY

DEPARTMENT OF AGRICULTURE
AND
WEIGHTS AND MEASURES

STEPHEN J. BARDESSONO
Agricultural Commissioner
TED TAMAGNI
Director
Weights & Measures

1436 POLK STREET • NAPA, CALIFORNIA 94559-2596
AREA CODE 707/253-4357

**SUMMARY OF NAPA COUNTY
CROP AND LIVESTOCK PRODUCTION VALUES**

April 1, 1989

FRUIT AND NUT CROPS	1988	\$ 98,282,000
	1987	82,444,000
VEGETABLE CROPS	1988	373,000
	1987	220,000
FIELD CROPS	1988	1,699,000
	1987	1,696,000
FLORAL & NURSERY CROPS	1988	1,580,000
	1987	1,403,000
LIVESTOCK & POULTRY	1988	2,343,000
	1987	1,808,000
LIVESTOCK & POULTRY PRODUCTS	1988	1,725,000
	1987	1,850,000
GRAND TOTAL	1988	\$ 106,002,000
	1987	89,421,000

Note: The values in this report represent estimated gross values regardless of utilization. No attempt is made to reflect net income to the producer or cost of production.

Jack C. Parnell, Director
California Department of Food and Agriculture

and

The Honorable Board of Supervisors of Napa County
Robert White - District 1, Chairman

Fred L. Negri - District 2 Mel Varrelman - District 3

Paul Battisti - District 4 John J. Mikolajcik - District 5

In compliance with the provisions of Section 2279 of the California Food and Agriculture Code, I hereunder submit this report of the agricultural production for Napa County for calendar year 1988. This report deals with the gross value of production and does not attempt to reflect net farm income nor cost of production and marketing.

Gross value of all production was \$106,002,000 up \$16,581,000 from 1987, due primarily to increased prices paid for most winegrape varieties. Total value for winegrapes reached a record high of \$97,943,000.

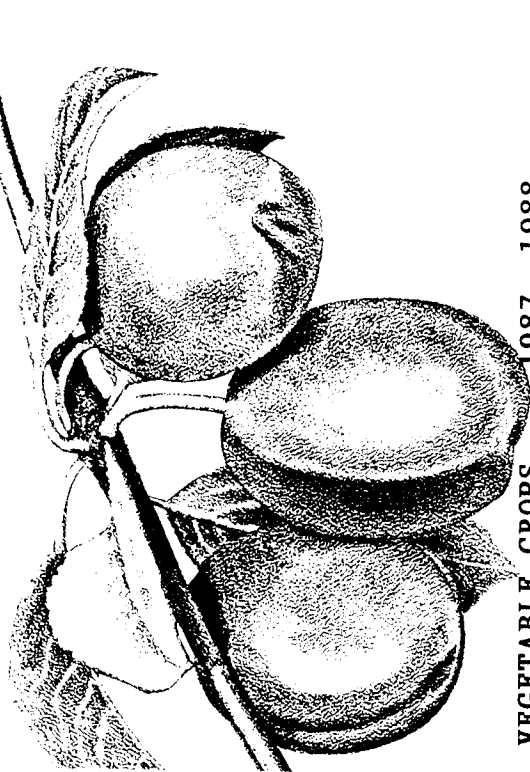
This report was compiled by Mike Dannenberg, Deputy Agricultural Commissioner. We would like to express our appreciation to the producers, processors, government agencies and others who contributed information to make this report.

Respectfully submitted,

Stephen J. Bardessono
Agricultural Commissioner

FRUIT AND NUT CROPS --- 1987 -1988

CROP	YEAR	ACRES	YIELD/ ACRE	TOTAL UNIT	PRICE PER UNIT	TOTAL VALUE
GRAPES, WINE BLACK	1988	13,869	3.18	44,167.9	TON	
	1987	13,668	3.10	42,426.1	"	
WHITE	1988	15,374	3.62	55,609.5	"	\$ 97,943,000
	1987	15,302	3.77	57,753.7	"	82,162,000
TOTAL	1988	29,243	3.41	99,777.4	"	\$ 97,943,000
WINE GRAPES	1987	28,970	3.46	100,179.8	"	82,162,000
WALNUTS	1988	653	0.29	189.0	" \$ 1,230.00	234,000
	1987	707	0.23	160.7	" 1,021.04	164,000
MISC. FRUITS & NUTS	1988	(Apples, Citrus, Bushberries, Black Walnuts, Kiwi, Prunes,...)				105,000
	1987					118,000
TOTALS	1988					\$ 98,282,000
	1987					82,444,000



VEGETABLE CROPS --- 1987 -1988

CROP	YEAR	TOTAL VALUE
ALL VEGETABLES	1988	\$ 373,000
	1987	220,000

BLACK VARIETIES --- 1988

VARIETY	BEARING ACRES	NON- BEARING	TOTAL ACRES	TONS	PRICE PER TON
Cabernet franc.....	400.2	67.8	468.0	1,464.3	\$ 1,229.24
Cabernet Sauvignon.....	6805.7	955.6	7,761.3	17,851.5	1,235.89
Carigmane.....	63.6	0	63.6	77.8	407.01
Charbono.....	68.5	12.1	80.6	203.6	589.70
Early Burgundy.....	30.8	0	30.8	50.4	310.20
Gamay (Napa).....	499.1	0	499.1	1,927.3	442.36
Gamay Beaujolais.....	88.7	0	88.7	643.7	745.34
Merlot.....	928.8	423.1	1,351.9	2,749.1	1,277.36
Petite Sirah.....	577.6	0	577.6	1,581.8	635.94
Pinot Meunier.....	51.9	16.9	68.8	390.9	792.30
Pinot noir.....	2,278.5	221.6	2,500.1	8,467.3	862.71
Pinot St. George.....	34.4	0	34.4	34.7	150.00
Zinfandel.....	1,920.3	137.1	2,057.4	8,427.3	618.29
Other Blacks.....	121.4	28.5	149.9	298.2	756.18
TOTAL BLACKS	13,869	1,863	15,732	44,167.9	\$ 963.78

The following varieties are included in Other Blacks: Alicante Bouschet, Barbera, Carmine, Grand Noir, Grenache, Grignolino, Malbec, Mataro, Petite Verdot, Refosco / Mondeuse, Ruby Cabernet, St. Macaire, Sangiovetto and Syrah/French Syrah/Shiraz.

Price per ton obtained from "FINAL GRAPE CRUSH REPORT 1988 CROP"

FIELD CROPS ---- 1987 - 1988

CROP	YEAR	ACRES	YIELD/ ACRE	TOTAL	UNIT	PRICE PER UNIT	TOTAL VALUE
SMALL GRAINS	1988	200				\$	18,000
	1987	200			(Barley and Oats)		16,000
HAY	1988	6,400	1.95	12,500	TON	\$ 71.00	887,000
	1987	7,100	2.12	15,000	"	60.00	903,000
PASTURE IRRIGATED	1988	1,450			ACRE	100.00	145,000
	1987	1,200			"	90.00	108,000
RANGE	1988	120,000			"	5.10	612,000
	1987	120,000			"	5.40	648,000
MISC. FIELD CROPS	1988						37,000
	1987						21,000
TOTALS	1988						\$ 1,699,000
	1987						1,696,000



FLORAL AND NURSERY CROPS ---- 1987 - 1988

ITEM	YEAR	PRODUCTION	UNIT	PRICE PER UNIT	TOTAL VALUE
FLORAL & NURSERY PRODUCTION	1988				\$ 1,272,000
	1987				1,229,000
CHRISTMAS TREES	1988	10,800	TREES	\$ 28.50	308,000
	1987	7,200	"	24.00	174,000
TOTALS	1988				\$ 1,580,000
	1987				1,403,000

LIVESTOCK ---- 1987 - 1988

ITEM	YEAR	PRODUCTION	UNIT	PRICE PER UNIT	TOTAL VALUE
CATTLE & CALVES	1988				\$ 2,161,000
	1987				1,576,000
SHEEP & LAMBS	1988	1,900	CWT	\$ 67.40	126,000
	1987	1,500	"	74.90	110,000
HOGS	1988	1,200	"	47.00	56,000
	1987	2,100	"	58.20	122,000
TOTALS	1988				\$ 2,343,000
	1987				1,808,000



POULTRY AND LIVESTOCK PRODUCTS ---- 1987 - 1988

ITEM	YEAR	PRODUCTION	UNIT	PRICE PER UNIT	TOTAL VALUE
MARKET MILK	1988	151,000	CWT	\$ 11.41	\$ 1,591,000
	1987	151,000	"	11.41	1,722,000
MISC. PRODUCTS (Includes Fertilizer, Turkeys, Wool, Goats, Fryers, Eggs,....)	1988				134,000
	1987				128,000
TOTALS	1988				\$ 1,725,000
	1987				1,850,000

NAPA COUNTY
DEPARTMENT OF AGRICULTURE

1988 CROP REPORT

CALIFORNIA DEPARTMENT OF FOOD AND AGRICULTURE

JACK C. PARNELL, DIRECTOR

THE NAPA COUNTY BOARD OF SUPERVISORS

ROBERT WHITE, CHAIRMAN....DISTRICT 1
FRED L. NEGRI.....DISTRICT 2
MEL VARRELMAN.....DISTRICT 3
PAUL BATTISTI.....DISTRICT 4
JOHN J. MIKOLAJCIK.....DISTRICT 5

COUNTY ADMINISTRATOR

JAY HULL

PRESENTED BY

AGRICULTURAL COMMISSIONER

STEPHEN J. BARDESSONO

STAFF

TIM ALLEN MARY BETTIGA LANCE BINGHAM
JOE CROXDALE MIKE DANNENBERG NATE GEORGE
MICHELE GODFREY FRAN GOODWIN JOEL KING
ZOLA LOOMIS PEGGY PIERCE BRUCE RODRIGUES
DAVID WHITMER

WHITE VARIETIES --- 1988

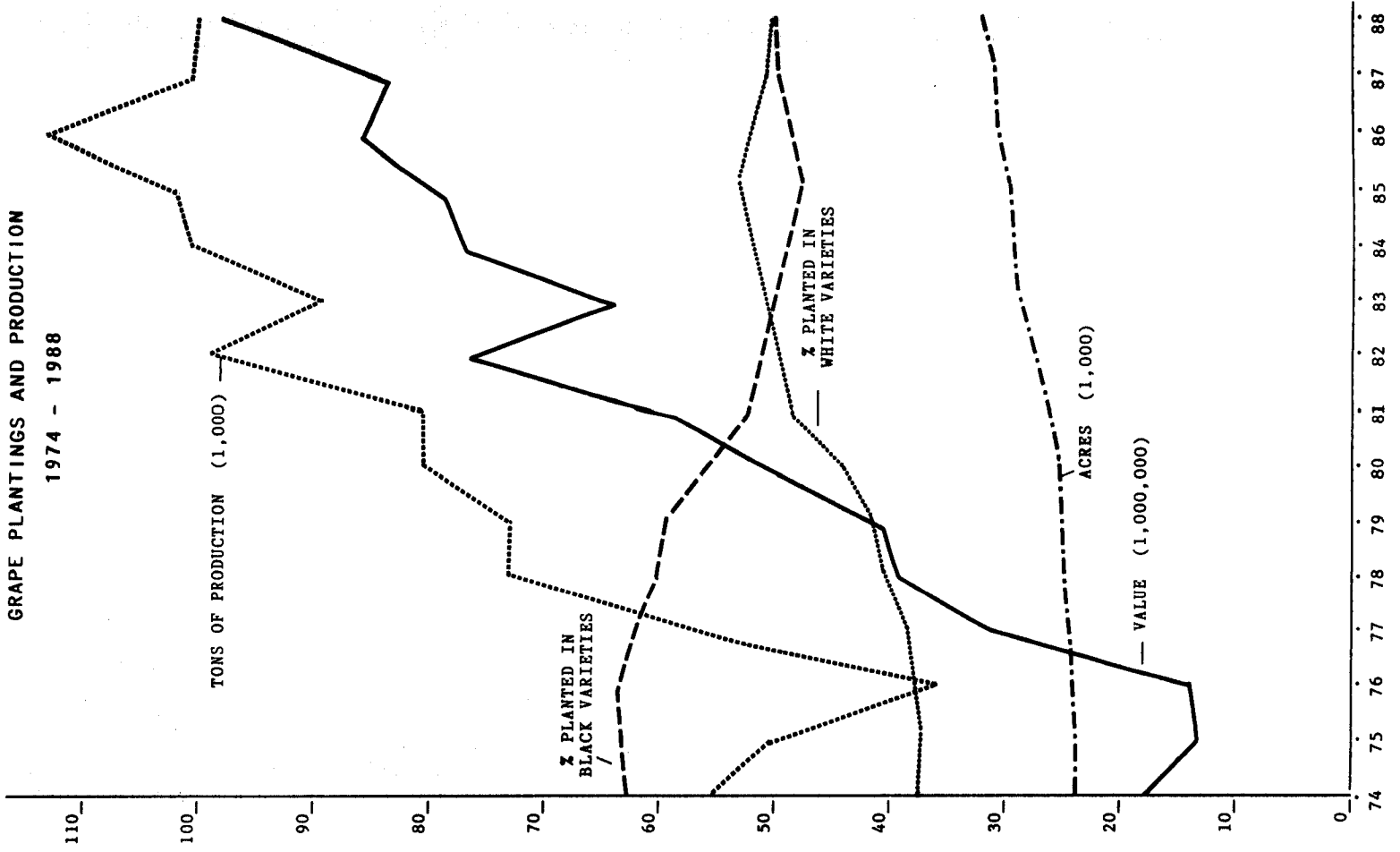
VARIETY	BEARING ACRES	NON- BEARING	TOTAL ACRES	TONS	PRICE PER TON
Burger.....	46.0.....	0.....	46.0.....	26.2..	\$ 300.00
Chardonnay.....	7,527.7.....	538.1.....	8,065.8.....	30,390.9.....	1,292.00
Chenin blanc.....	2,019.3.....	29.0.....	2,048.3.....	7,643.9.....	441.64
French Colombar.....	239.3.....	0.....	239.3.....	590.7.....	359.31
Gewurztraminer.....	232.8.....	2.....	234.8.....	550.2.....	499.22
Gray Riesling.....	89.1.....	0.....	89.1.....	251.7.....	385.00
Green Hungarian.....	12.3.....	0.....	12.3.....	80.9.....	270.68
Muscat blanc.....	110.0.....	0.....	110.0.....	208.9.....	888.11
Pinot blanc.....	122.0.....	0.8.....	122.8.....	442.5.....	966.02
Sauvignon blanc.....	3,644.9.....	74.8.....	3,719.7.....	11,123.6.....	687.33
Sauvignon vert.....	37.1.....	0.....	37.5.....
Semillon.....	274.7.....	30.9.....	305.6.....	1,582.1.....	739.93
Sylvaner.....	52.8.....	0.....	52.8.....	152.2.....	500.00
White Riesling.....	806.3.....	0.....	806.3.....	2,042.0.....	605.46
Other Whites.....	159.3.....	0.....	159.3.....	523.7.....	965.78
TOTAL WHITES	15,374	675	16,049	55,609.5	\$ 997.11

The following varieties are included in Other Whites: Folle blanche, Flora, Malvasia bianca, Palomino, and Viognier.

TOTAL WINE GRAPES 29,243 2,538 31,781 99,777.4 \$ 981.54

GRAPE PLANTINGS AND PRODUCTION

1974 - 1988



Photographed by Joel King