



Napa County Agricultural Crop Report


1992

NAPA COUNTY

1436 POLK STREET • NAPA, CALIFORNIA 94559-2596

DEPARTMENT OF AGRICULTURE
&
WEIGHTS & MEASURES

BULK RATE
U.S. POSTAGE
PAID
Napa, CA 94558
Permit No. 3





NAPA COUNTY

DEPARTMENT OF AGRICULTURE
AND

WEIGHTS AND MEASURES

1438 POLK STREET • NAPA, CALIFORNIA 94559-2596
AREA CODE 707/253-4357

STEPHEN J. BARDESSONO
Agricultural Commissioner

SUMMARY OF NAPA COUNTY

CROP AND LIVESTOCK PRODUCTION VALUES

FRUIT AND NUT CROPS	1992	\$ 168,112,000
	1991	174,561,000
VEGETABLE CROPS	1992	229,000
	1991	240,000
FIELD CROPS	1992	808,000
	1991	787,000
FLORAL & NURSERY CROPS	1992	2,176,000
	1991	1,860,000
LIVESTOCK & POULTRY	1992	2,004,000
	1991	2,156,000
LIVESTOCK & POULTRY PRODUCTS	1992	713,000
	1991	708,000
GRAND TOTAL	1992	\$ 174,042,000
	1991	180,312,000

Note: The values in this report represent estimated gross values regardless of utilization. No attempt is made to reflect net income to the producer or cost of production.

April 1, 1993

Henry Voss, Director
California Department of Food and Agriculture
and

The Honorable Board of Supervisors of Napa County

Vince Ferriole - District 1, Chairman
Fred L. Negri - District 2
Paul Battisti - District 4
Mel Varrelman - District 3
Mike Rippey - District 5

In compliance with the provisions of Section 2279 of the California Food and Agricultural Code, I herunder submit this report of the agricultural production for Napa County for calendar year 1992. This report deals with the gross value of production and does not attempt to reflect net farm income nor cost of production and marketing.

Gross value of all production was \$174,042,000, a decrease of \$6,268,000 from 1991. This was due primarily to a slight decrease in winegrape prices and production.

This report was compiled by Mike Dannenberg, Deputy Agricultural Commissioner. We would like to express our appreciation to the producers, processors, government agencies and others who contributed information to make this report.

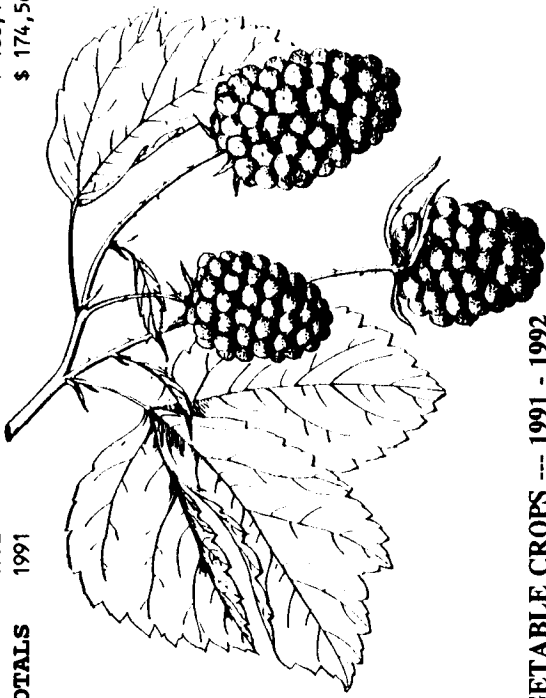
Respectfully submitted,

Stephen J. Bardessono
Agricultural Commissioner

Cover Photograph by Joel King.

FRUIT AND NUT CROPS --- 1991 - 1992

CROP	YEAR	ACRES	YIELD/ ACRE	TOTAL UNIT	PRICE PER UNIT	TOTAL VALUE
GRAPES, WINE BLACK	1992	16,995	4.37	74,218.9	TON	
	1991	15,895	4.44	70,553.8	"	
WHITE	1992	14,160	4.31	61,036.7	"	
	1991	14,098	4.81	67,768.6	"	
TOTAL	1992	31,155	4.34	135,255.6	"	\$ 167,882,000
WINE GRAPES	1991	29,993	4.61	138,322.4	"	\$ 174,275,000
WALNUTS	1992	309	0.54	168.4	"	\$ 1,359.00
	1991	346	0.43	148.8	"	1,181.00
MISC. FRUITS & NUTS	1992	(Apples, Citrus, Bushberries, Peaches,				201,000
	1991	Pistachio, Kiwi, Prunes, Cherries..)				111,000
TOTALS	1992					\$ 168,112,000
	1991					\$ 174,561,000



VEGETABLE CROPS --- 1991 - 1992

CROP	YEAR	TOTAL VALUE
ALL	1992	\$ 229,000
VEGETABLES	1991	\$ 240,000

BLACK VARIETIES --- 1992


VARIETY	BEARING ACRES	NON- BEARING	TOTAL ACRES	TONS	PRICE PER TON
Cabernet franc.....	575.6	145.2	720.8	2,522.5	\$ 1,425.26
Cabernet Sauvignon.....	8,468.2	1,899.0	10,367.2	33,315.7	1,636.88
Charbono.....	35.8	0	35.8	156.0	745.38
Gamay (Napa).....	384.6	10.1	394.7	1,790.5	593.17
Gamay Beaujolais.....	65.5	0	65.5	656.7	600.56
Merlot.....	2,089.9	939.0	3,028.9	10,538.2	1,629.75
Petite Sirah.....	391.6	5.2	396.8	1,012.9	792.46
Petite Verdot.....	55.6	23.0	78.6	197.2	1,751.67
Pinot Meunier.....	146.2	9.5	155.7	658.1	903.34
Pinot noir.....	2,489.5	195.4	2,684.9	11,246.7	893.11
Sangiovetto.....	137.9	51.3	189.2	287.8	1,197.12
Zinfandel.....	2,022.0	230.4	2,252.4	11,343.2	624.81
Other Blacks.....	132.9	41.4	174.3	493.4	975.44
TOTAL BLACKS	16,995	3,550	20,545	74,218.9	\$ 1,301.24

The following varieties are included in Other Blacks: Alicante Bouschet, Barbera, Carignane, Carmine, Early Burgundy, Grand Noir, Grenache, Grignolino, Malbec, Mataro, Mouveder, Muscat Hamburg, Refosco/Mondeuse, Ruby Cabernet, St. Macaire and Syrah/French Syrah/Shiraz.

Price per ton obtained from "FINAL GRAPE CRUSH REPORT 1992 CROP"

FIELD CROPS --- 1991 - 1992

CROP	YEAR	ACRES	YIELD/ ACRE	TOTAL UNIT	PRICE PER UNIT	TOTAL VALUE
SMALL GRAINS (Wheat and Oats)	1992	100			\$	8,000
	1991	100			\$	9,000
HAY	1992	2,500	2.25	5,600 TON	\$ 48.00	270,000
	1991	3,000	1.25	3,750 "	79.00	296,000
PASTURE IRRIGATED	1992	900		ACRE	125.00	112,000
	1991	975		"	125.00	122,000
RANGE	1992	100,000		"	4.00	400,000
	1991	100,000		"	3.50	350,000
MISC. FIELD CROPS	1992					18,000
	1991					10,000
TOTALS	1992					\$ 808,000
	1991					\$ 787,000

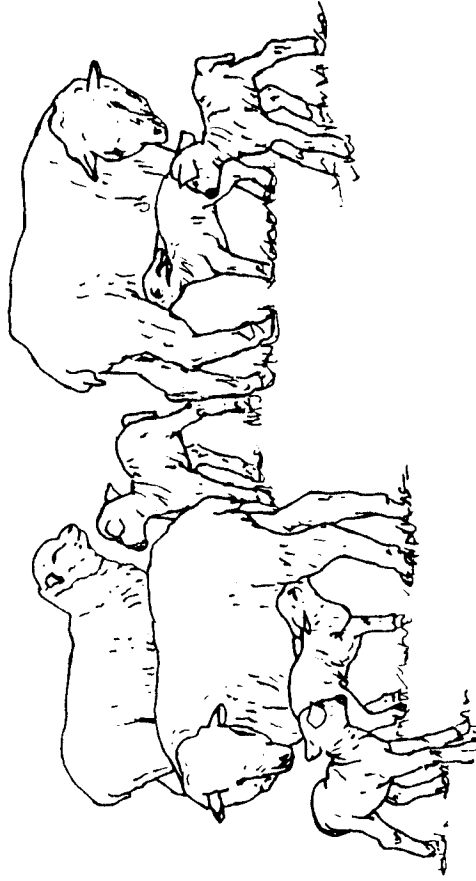


FLORAL AND NURSERY CROPS --- 1991 - 1992

ITEM	YEAR	PRODUCTION UNIT	PRICE PER UNIT	TOTAL VALUE
FLORAL & NURSERY PRODUCTION	1992			\$ 1,805,000
	1991			\$ 1,540,000
CHRISTMAS TREES	1992	11,600 TREES	\$ 32.00	371,000
	1991	10,000 "	30.00	300,000
TOTALS	1992			\$ 2,176,000
	1991			\$ 1,860,000

LIVESTOCK --- 1991 - 1992

ITEM	YEAR	PRODUCTION UNIT	PRICE PER UNIT	TOTAL VALUE
CATTLE & CALVES	1992			\$ 1,717,000
	1991			\$ 1,795,000
SHEEP & LAMBS	1992	2,530 CWT	\$ 62.90	117,000
	1991	2,530 "	46.62	118,000
HOGS	1992	4,200 "	47.10	170,000
	1991	4,200 "	57.90	243,000
TOTALS	1992			\$ 2,004,000
	1991			\$ 2,156,000



POULTRY AND LIVESTOCK PRODUCTS --- 1991 - 1992

ITEM	YEAR	PRODUCTION UNIT	PRICE PER UNIT	TOTAL VALUE
MARKET MILK	1992	53,000 CWT	\$ 11.61	\$ 617,000
	1991	54,000 "	11.16	\$ 607,000
MISC. PRODUCTS (Includes Fertilizer, Turkeys, Wool, Goats, Fryers, Eggs,...)	1992			96,000
	1991			101,000
TOTALS	1992			\$ 713,000
	1991			\$ 708,000

**NAPA COUNTY
DEPARTMENT OF AGRICULTURE**

WHITE VARIETIES --- 1992

1992 CROP REPORT

CALIFORNIA DEPARTMENT OF FOOD AND AGRICULTURE
HENRY VOSS, DIRECTOR

THE NAPA COUNTY BOARD OF SUPERVISORS
*VINCE FERRIOLE.....DISTRICT 1
FRED L. NEGRI.....DISTRICT 2
MEL VARRELMAN.....DISTRICT 3
PAUL BATTISTI.....DISTRICT 4
MIKE RIPPEY.....DISTRICT 5
* CHAIRMAN

COUNTY ADMINISTRATOR
JAY HULL

PRESENTED BY
AGRICULTURAL COMMISSIONER
STEPHEN J. BARDESSONO

STAFF
TIM ALLEN KELLIE ANDERSON MARY BETTIGA
LANCE BINGHAM JOE CROXDALE MIKE DANNENBERG
NATE GEORGE FRAN GOODWIN VICKI KEMMERER
JOEL KING ZOLA LOOMIS PEGGY PIERCE
BRUCE RODRIGUES JOHN SIMPSON DAVID WHITMER

VARIETY	BEARING ACRES	NON-BEARING	TOTAL ACRES	TONS	PRICE PER TON
Chardonnay.....	9,055.6..	1,044.3..	10,099.9.....	38,822.3..	\$.1,435.53
Chenin blanc.....	1,186.5.....	2.7..	1,189.2.....	5,264.9.....	475.41
Flora.....	12.7.....	0.....	12.7.....	32.6.....	1,253.93
French Colombar.....	59.9.....	0.....	59.9.....	52.8.....	447.03
Gewurztraminer.....	106.7.....	0.....	106.7.....	323.8.....	592.23
Gray Riesling.....	52.5.....	0.....	52.5.....	334.9.....
Muscat blanc.....	75.4.....	0.2.....	75.6.....	179.0.....	850.38
Pinot blanc.....	134.9.....	3.0.....	137.9.....	443.9.....	931.92
Sauvignon blanc.....	2,699.8.....	220.9..	2,920.7....	12,752.3.....	732.41
Semillon.....	316.5.....	39.0.....	355.5.....	1,502.7.....	880.82
Viognier.....	12.5.....	19.8.....	32.3.....	39.4.....
White Riesling.....	399.9.....	0.....	399.9.....	1,196.7.....	722.38
Other Whites.....	47.0.....	14.7.....	61.7.....	91.4.....	1,000.22
TOTAL WHITES	14,160	1,345	15,505	61,036.7	\$ 1,164.95

The following varieties are included in Other Whites: Burger, Folle blanche, Green Hungarian, Malvasia bianca, Marsanne, Palomino, Pinot Gris, Sauvignon Mosque, Sauvignon Vert, Scheurebe, and Sylvaner.

TOTAL WINE GRAPES 31,155 4,894 36,049 135,255.6 \$ 1,239.74

NAPA COUNTY SUSTAINABLE AGRICULTURE REPORTING

The following information pertaining to County Biological Control Programs, Pest Exclusion activities, and organic farming activities in Napa County is provided in compliance with California Food and Agriculture Code Section 2272.

County Biological Control:

Pest	Control Agent	Scope of Program
Yellow Star Thistle	Seed Head Weevil	5 sites
Yellow Star Thistle	Gall Fly	1 site
Yellow Star Thistle	Peacock Fly	1 site
Yellow Star Thistle	Hairy Weevil	1 site
Puncture Vine	Stem & Seed Weevils	Redistributed
Milk Thistle	Seed Weevil	Numerous
Italian Thistle	Seed Weevil	Numerous
Klamath Weed	Beetle	Established
Russian Thistle	Case Bearing Moth	County Wide
White Fly	Parasitic Wasp	7 sites
		Established
		County Wide

Pest Exclusion:

Pest	Type of Shipment	Number of Rejected
Fruit Fly	U.P.S.	2
Dutch Elm Disease	Truck	1
Ozonium Root Rot	U.P.S.	2
Burrowing Nematode	U.P.S.	3
Hydrilla	U.P.S.	3
Chrysanthemum White Rust	Truck	1
Other	U.P.S./P.O.	2

Organic Farming Statistics

Crop	Number of Farms	Estimated Acreage
Winegrapes	16	437 acres
Vegetables	4	30 acres