


NAPA-VALLEJO WASTE
MANAGEMENT AUTHORITY

\$9,030,000
NAPA-VALLEJO WASTE MANAGEMENT
AUTHORITY

2004 REVENUE REFUNDING BONDS
(Solid Waste Transfer Facility Project)

CONTINUING DISCLOSURE
ANNUAL REPORT
FOR
FISCAL YEAR ENDING JUNE 30, 2012




NAPA-VALLEJO WASTE
MANAGEMENT AUTHORITY

\$9,030,000

**Napa-Vallejo Waste Management Authority
2004 Revenue Refunding Bonds
(Solid Waste Transfer Facility Project)
Continuing Disclosure Annual Report
Fiscal Year Ending June 30, 2012**

TABLE OF CONTENTS

	<u>Page</u>
Section 4 (a)	
I. Audited Financial Statements	
 Section 4 (b)	
I. Total Tonnage Revenue for Fiscal Years 2009/10 to 2011/12	1
 Section 4 (c)	
I. Additional information	2
II. Agreed-Upon Procedures Report	2(a)-2(d)




**NAPA-VALLEJO WASTE
MANAGEMENT AUTHORITY**

\$9,030,000

**Napa-Vallejo Waste Management Authority
2004 Revenue Refunding Bonds
(Solid Waste Transfer Facility Project)
Continuing Disclosure Annual Report
Fiscal Year Ending June 30, 2012**

SECTION 4 (a)

**Audited Financial Statements for the
Year ended June 30, 2012**



**NAPA-VALLEJO WASTE
MANAGEMENT AUTHORITY**

\$9,030,000

**Napa-Vallejo Waste Management Authority
2004 Revenue Refunding Bonds
(Solid Waste Transfer Facility Project)
Continuing Disclosure Annual Report
Fiscal Year Ending June 30, 2012**

**SECTION 4 (b)
Tonnage Summary**

\$9,030,000
Napa-Vallejo Waste Management Authority
2004 Revenue Refunding Bonds
(Solid Waste Transfer Facility Project)
Continuing Disclosure Annual Report
Fiscal Year Ending June 30, 2012

Section 4 (b)

TOTAL TONNAGE

AUTHORITY MEMBER	TONNAGE		
	2009-2010	2010-2011	2011-2012
City of Vallejo	56,806	52,716	51,847
City of Napa	37,632	37,477	35,739
City of American Canyon	10,099	9,526	9,309
County of Napa	13,266	12,355	13,182
Self-Haul	53,980	59,140	62,346
Total	171,783	171,215	172,423

Source: Napa Vallejo Waste
Management Authority



NAPA-VALLEJO WASTE
MANAGEMENT AUTHORITY


\$9,030,000

**Napa-Vallejo Waste Management Authority
2004 Revenue Refunding Bonds
(Solid Waste Transfer Facility Project)
Continuing Disclosure Annual Report
Fiscal Year Ending June 30, 2012**

SECTION 4 (c)

(I) Additional Information

(II) Agreed Upon Procedures Report



NAPA-VALLEJO WASTE
MANAGEMENT AUTHORITY

\$9,030,000

**Napa-Vallejo Waste Management Authority
2004 Revenue Refunding Bonds
(Solid Waste Transfer Facility Project)
Continuing Disclosure Annual Report
Fiscal Year Ending June 30, 2012**

Additional Information - Section 4(c)(I)

To Whom It May Concern:

Pursuant to Section 4 of the Continuing Disclosure Agreement for the Napa-Vallejo Waste Management Authority 2004 Revenue Refunding Bonds (Solid Waste Transfer Facility Project) and the Trust Agreement between the Napa-Vallejo Waste Management Authority and US Bank Trust National Association, as the Auditor-Controller for the Authority, I hereby certify, that to the best of my knowledge, there is no other information that would make the information required by Sections 4 (a) and (b) of the Continuing Disclosure Agreement misleading.

The Authority was in compliance with the minimum debt service coverage ratio requirement for the fiscal year ended June 30, 2012. The Authority's independent auditors performed agreed upon procedures to calculate the debt service coverage ratio as of June 30, 2012. A copy of the report issued is included in this section.

Signed _____
Tracy A. Schulze
Auditor-Controller
Napa-Vallejo Waste Management Authority

Dated _____

**NAPA-VALLEJO WASTE
MANAGEMENT AUTHORITY**

AGREED-UPON PROCEDURES REPORT

For the Fiscal Year Ended June 30, 2012

NAPA-VALLEJO WASTE MANAGEMENT AUTHORITY

Table of Contents

	<u>Page</u>
Independent Accountant's Report on Applying Agreed-Upon Procedures.....	1
Debt Service Coverage Ratio	2



INDEPENDENT ACCOUNTANT'S REPORT ON APPLYING AGREED-UPON PROCEDURES

To the Honorable Members of the Governing Board
Napa-Vallejo Waste Management Authority
Napa, California

We have performed the procedures enumerated below, which were agreed to by the Napa-Vallejo Waste Management Authority (Authority), solely to assist you with respect to the calculation of the debt service coverage ratio for the Authority as of and for the year ended June 30, 2012. The Authority's management is responsible for the calculation of the debt service coverage ratio. This agreed-upon procedures engagement was conducted in accordance with attestation standards established by the American Institute of Certified Public Accountants. The sufficiency of these procedures is solely the responsibility of those parties specified in the report. Consequently, we make no representation regarding the sufficiency of the procedures described below either for the purpose for which this report has been requested or for any other purpose.

Our procedures were as follows:

- We calculated the debt service coverage ratio for the Authority as of and for the year ended June 30, 2012, based on the audited financial statements of the Napa-Vallejo Waste Management Authority for the year ended June 30, 2012. The Authority is required to maintain a debt service coverage ratio of 1.25. During our audit, we noted the Authority was out of compliance with this ratio for the year ended June 30, 2012.

We were not engaged to, and did not, conduct an audit, the objective of which would be the expression of an opinion, on the debt coverage ratio. Accordingly, we do not express such an opinion. Had we performed additional procedures, other matters might have come to our attention that would have been reported to you.

This report is intended solely for the information and use of management of the Napa-Vallejo Waste Management Authority and is not intended to be and should not be used by anyone other than those specified parties.

Gallina LLP

Roseville, California
October 3, 2012

NAPA-VALLEJO WASTE MANAGEMENT AUTHORITY

Debt Service Coverage Ratio
For the Fiscal Year Ended June 30, 2012

OPERATING REVENUES


Transfer Station Tipping Fees	\$ 11,283,926
Gas Collection System Revenue	21,229
Recycling Revenue	17,030
Interest Income on Unrestricted Reserves	8,788
Other Revenues	15,655
	<hr/>
Total Operating Revenues	11,346,628

OPERATING EXPENSES

Transfer Operations Contract	4,205,548
Disposal Contract	5,142,957
General and Administrative Expenses	511,005
Post-Closure Maintenance	86,975
	<hr/>
Total Operating Expenses	9,946,485

Net Revenues	<u>\$ 1,400,143</u>
--------------	---------------------

Debt Service - 2004 Revenue Bonds	\$ 1,191,600
Debt Service Coverage Ratio	1.18



NAPA-VALLEJO WASTE
MANAGEMENT AUTHORITY

March 15, 2013

Kelling, Northcross & Nobriga
1333 Broadway, Suite 1000
Oakland, CA 94612-1926
Attn: David Leifer

Dear David:

Enclosed is a copy of the Napa-Vallejo Waste Management Authority's (Authority) Annual Report for continuing disclosure regarding the Napa-Vallejo Waste Management Authority 2004 Revenue Refunding Bonds (Solid Waste Transfer Facility Project).

A copy of this report was required to be filed with the Municipal Securities Rulemaking Board (MSRB) not later than nine months after the end of the Authority's fiscal year which is March 31. The report filed by March 31, 2013 is for the fiscal year ending June 30, 2012. The requirements for filing this annual report are found in Section 4 of the Continuing Disclosure Agreement for the Napa-Vallejo Waste Management Authority 2004 Revenue Refunding Bonds (Solid Waste Transfer Facility Project) and pursuant to the Trust Agreement between the Authority and US Bank Trust National Association Corporate Trust Services.


This report includes audited financial statements and the Agreed-Upon Procedures Report issued which calculates the debt coverage ratio of the District as of and for the year ending June 30, 2012.

Please contact me at 707-299-1733 if you have any questions regarding the Annual Report.

Sincerely,

Tracy A. Schulze
Auditor-Controller

Attachment



NAPA-VALLEJO WASTE
MANAGEMENT AUTHORITY

March 15, 2013

Jones Hall
650 California Street, 18th Floor
San Francisco, CA 94108
Attn: Bill Madison

Dear Bill:

Enclosed is a copy of the Napa-Vallejo Waste Management Authority's (Authority) Annual Report for continuing disclosure regarding the Napa-Vallejo Waste Management Authority 2004 Revenue Refunding Bonds (Solid Waste Transfer Facility Project).

A copy of this report was required to be filed with the Municipal Securities Rulemaking Board (MSRB) not later than nine months after the end of the Authority's fiscal year which is March 31. The report filed by March 31, 2013 is for the fiscal year ending June 30, 2012. The requirements for filing this annual report are found in Section 4 of the Continuing Disclosure Agreement for the Napa-Vallejo Waste Management Authority 2004 Revenue Refunding Bonds (Solid Waste Transfer Facility Project) and pursuant to the Trust Agreement between the Authority and US Bank Trust National Association Corporate Trust Services.

This report includes audited financial statements and the Agreed-Upon Procedures Report issued which calculates the debt coverage ratio of the District as of and for the year ending June 30, 2012.

Please contact me at 707-299-1733 if you have any questions regarding either the Annual Report or the Agreed-Upon Procedures Report.

Sincerely,

Tracy A. Schulze
Auditor-Controller

Attachment



NAPA-VALLEJO WASTE
MANAGEMENT AUTHORITY

March 15, 2013

Ms. Diana Wilson
US Bank
Corporate Trust Services
1420 Fifth Avenue, 7th Floor
Seattle, WA 98101

Dear Diana:

Enclosed is a copy of the Napa-Vallejo Waste Management Authority's (Authority) Annual Report for continuing disclosure regarding the Napa-Vallejo Waste Management Authority 2004 Revenue Refunding Bonds (Solid Waste Transfer Facility Project).

A copy of this report was required to be filed with the Municipal Securities Rulemaking Board (MSRB) not later than nine months after the end of the Authority's fiscal year which is March 31. The report filed by March 31, 2013 is for the fiscal year ending June 30, 2012. The requirements for filing this annual report are found in Section 4 of the Continuing Disclosure Agreement for the Napa-Vallejo Waste Management Authority 2004 Revenue Refunding Bonds (Solid Waste Transfer Facility Project) and pursuant to the Trust Agreement between the Authority and US Bank Trust National Association Corporate Trust Services.

This report includes audited financial statements and the Agreed-Upon Procedures Report issued which calculates the debt coverage ratio of the District as of and for the year ending June 30, 2012.

Please contact me at 707-299-1733 if you have any questions regarding either the Annual Report or the Agreed-Upon Procedures Report.

Sincerely,

Tracy A. Schulze
Auditor-Controller

Attachment