



KEEP THE WILDERNESS in SKYLINE WILDERNESS PARK

Past, Present, and Future

- Measure J: Voters have a say in the fate of Ag/Watershed Land
- Upheld by the State Supreme Court and Reaffirmed by Measure P with a 62% yes vote.
- Did the **voters** mean to make an exception for mining? Probably not their intention. But...
- Let's look at the general plan.




County General Plan says “NO”


- Conflicting statements?
- 18.120.010 - Exceptions to use limitations. A: Surface mining as defined in [Chapter 16.12](#) so long as a surface mining permit has been issued as prescribed by that chapter
- 18.20.030 - Uses [On Agricultural/Watershed Zoned Land]permitted upon grant of a use permit. ***Mining NOT listed, therefore cannot be permitted.***

Imagine a future

Mining line

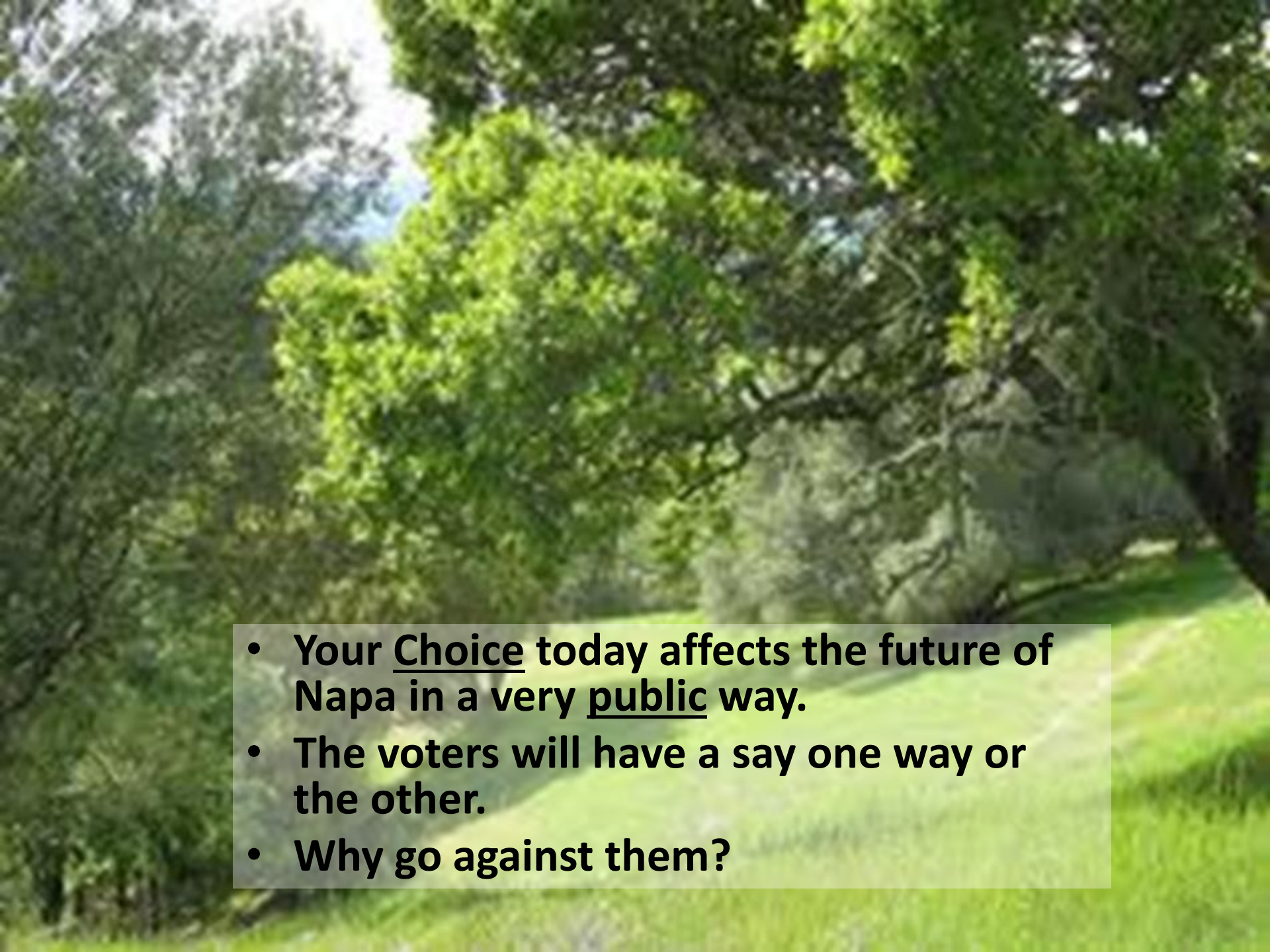
Skyline Trail

- PC Approved Project 
- Staff Hybrid Option 
- District Addition to Hybrid 





Source: Napa Register

- 
- A scenic view of rolling green hills and trees under a blue sky with white clouds. The foreground shows a grassy slope leading up to a line of trees. The background features more hills and a clear sky with scattered clouds.
- Your Choice today affects the future of Napa in a very public way.
 - The voters will have a say one way or the other.
 - Why go against them?

How Many Jobs?

3.5.6 Employment

The existing Syar Napa Quarry employs approximately 155 people as office personnel, in the maintenance shop or shop-related jobs, and in quarry operations. Syar anticipates that an additional quarry work shift utilizing existing employees and/or approximately 10 to 20 new employees would be necessary to accommodate the proposed production increase during periods of peak production. The additional work shift would necessitate workers during the

3.0 PROJECT DESCRIPTION

nighttime hours, thus no new peak hour trips would be generated. No new employees would be needed to accommodate the proposed production during average production periods. Employees would continue to use existing entrances and exits to the quarry. No new driveways are proposed.

What Syar Wants

VS

What Napa County Needs

- 1.3 million tons/year
 - Based on 8.9 tons/person/year - a generalizable North Bay Area measure by the State of California
 - Gross overestimation for us!
 - The remainder will likely be exported!
- 121,000-704,700 tons/year
 - Actual county usage from 2009-2014 (EIR Traffic Report, J. Syar, Aug 9 LTE).
 - Ranges from 1-5 tons/person/year
 - average for 5 years = 2.75 tons/person/year

IF NAPA COUNTY HAS A SHORTAGE, WE SHOULD STOP EXPORTING SO MUCH ROCK AND MINE ONLY WHAT WE NEED.

Please block this expansion. Support the voters' intent on measure J and P. The benefits will be for your future and for and Napa's.